

I/O Mounting Racks

PB8HDX

Single or Dual Module High Density I/O

I/O Compatibility

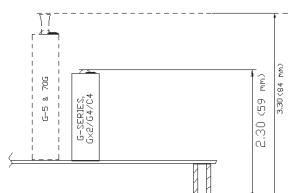
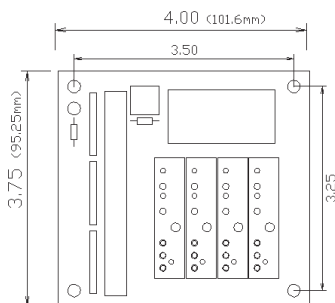
Overview

HDX-Series 'high density' I/O Racks accept both Single I/O modules and Dual I/O modules for double I/O density. Control logic lines connect through the 50 pin IDC connector. Four I/O sockets provide eight separate I/O channels when using dual I/O modules. Control logic may be through mass term ribbon cable or screw terminals using Brentek's IDC50-TB26 Screw Terminal plug-on interface.


Field wiring terminals accept #22 to #12 AWG wire sizes having 300V, 15A rating. The base model **PB8HDX** includes four stand-offs with #6 clearance holes for panel mounting. Optional model **PB8HDX-DIN** mounts directly to a 32mm or 35mm DIN rail.

Dimensions

Dimensions are in inches except where noted otherwise.



4 Positions/8 Points




Dual Types
Gx2-Series

Single Types
G-Series
G4
70G
G5
C4

Product Features

- ▶ Accepts Single & Dual I/O Modules
- ▶ Panel Mount or DIN Rail types
- ▶ Accepts both G-Series & Gx2-Series
- ▶ G4 Compatible
- ▶ 3 Year Limited warranty**

Model#
PB8HDX-DIN



For DIN rail model(s), add 1/4" to overall dimensions and 1" to height.

Part Numbering

PB8HDX (Panel mounted)

PB8HDX-DIN (DIN Rail mounted)

** Refer to warranty section for limited warranty details.

I/O Mounting Racks

Connection Assignments Table

FIELD TERMINALS ASSIGNMENTS (Module pin 1,2)	SINGLE I/O MODULE CONTROL	DUAL I/O MODULE CONTROL	IDC50 CONNECTOR PIN#
1, 2	0	0A	47
3, 4		0B	45
5, 6	1	1A	43
7, 8		1B	41
9, 10	2	2A	39
11, 12		2B	37
13, 14	3	3A	35
15, 16		3B	33

Schematic Diagram

